

BIBLIOGAMO





BY TODD SANDERS

A GAME OF BOOKS AND COLLECTORS FOR ONE PLAYER







NEEDED TO PLAY: the game board showing the city of Bibliogamo, the 47 Artisan cards, the 7 Prestige Collection cards, 26 black eurocubes representing your Artisans, and 16 red eurocubes to act as track markers in the game. Additionally you'll need one pawn to represent the Librarian.

Begin the game with 20 black eurocubes placed in your supply below the game board, and five cards drawn from the shuffled Artisan draw deck (place the deck face down next to the board after you do this). Eurocubes represent the Artisans working in the six Towers creating books. As you gain in Florin wealth you can gain additional Artisan eurocubes. Place the other 6 black eurocubes to the right of the board for now.

Place 1 red eurocube on the hourglass icon above the Time Track , 1 red eurocube on the book icon above the Book Track , and 1 eurocube on the [5] space on the Florin Track (you begin the game with 5 florins) . Then, place the Librarian pawn on the Grand Library Tower (place the pawn on the black circular icon) 

Randomly choose one of the 7 Prestige Collection cards and place this in the Grand Library Tower located at the top of the City of Bibliogamo. Fulfilling the requirements of this collection (producing the correct number of books as listed on the card) will give you extra VP at the end of the game as indicated on the card. You'll use the remaining red eurocubes to mark which books you have created on the chosen Prestige Collection card.

WIN: The game is over when the Time Track eurocube reaches [40] and you complete your turn. For each book you produce, you gain 1 VP. For each 5 Florins you have, you gain 1 VP. Prestige VP is awarded as indicated on the Prestige Collection card chosen at the start of the game. Your total VP is your score for the game.

Each tower on the game board produces a different kind of book and requires three of the four types of Artisans to produce it. The 4 types of Artisans are: Researchers (red), Scribes (blue), Illustrators (green) and Binders (yellow).     The number next to each colored Artisan circle represents the number of Artisans needed to complete each part of a book.

THE FIVE TURN PHASES:

1. Move the time track eurocube forward one day closer to [40]. (For your first turn move the eurocube from the hourglass icon to [1].)
2. Move the Librarian Pawn clockwise 3 spaces, then turn over the top Artisan card from the draw pile on to the discard pile and move the Librarian +1, 0 or -1 spaces accordingly as indicated by the Librarian icon on the left-hand side of the card.
3. Look at the small Artisan icon below the Librarian icon on this same card. You may not play any card with that Artisan symbol on it this turn unless you discard a card from your hand with a matching small Artisan icon.
4. You may now do any of the following, but in order:
 - a. Pay 1 Florin to move the Librarian forward or backward one space. You may pay 1 Florin for each space you wish to move the Librarian.
 - b. Sell a book, if completed, in the Tower the Librarian is currently standing on. Turn over the next 2 Artisan cards from the draw deck. Place the second card to the right of the first and look at the florin value on the second card as indicated by the Florin icon at on the first card.

This is the amount the Librarian is willing to pay for this book. You may pay extra 1 day of time to turn over another card replacing the current Florin amount. You may continue to do this, paying 1 day of time per card turned over, until you are satisfied with the price. Mark this amount on your Florin Track and return all Artisan eurocubes from the completed book to your pool. Then mark the production of a book on your Book track, moving the red eurocube forward one space, and if the book is one of those needed for a Prestige Collection, mark that book on the Prestige Collection card as well with a red eurocube. **Note:** you may pay extra days of time only if they remain on the Time Track. Lastly, place all drawn cards used to calculate the Florin value on the discard pile.
 - c. Discard **one** Artisan card from your hand to the discard pile and place that number of black eurocubes on the Artisans indicated by the card, on any **one** Tower. Then discard **one more** card from your hand to pay for those Artisans. You may do this action twice if you wish. You do not receive any surplus Artisans from the discarded card. Nor do you receive any surplus Artisans if your tower already has the number required for that Artisan type. The second time you do this action you may add Artisans to the same tower or a different one.
5. Draw back to a hand of 5 cards. If the draw deck is exhausted, shuffle the discard cards for a new draw deck.

If at any time the Librarian lands on the Grand Library Tower you may discard 1 Artisan card from your hand to move the number of Artisans as indicated by the large icons on the card from any **one** tower to any other **one** tower after the first 4 turn phases and before phase 5. The type of Artisans as indicated by the card do not have to match those you wish to move, only the number of them. Remember to draw back to a hand of 5 cards at the end of your turn.

When the Florin Track reaches [15], [30] and [45] you may add 1, 2, or 3 additional Artisans to your resource pool at each of those levels (6 additional Artisans is the most you can gain). If the total Florin value decreases to below any of those 15/30/45 levels you must remove those extra gained Artisans from your pool. If you do not have enough Artisans in your pool you may choose to remove the remainder from any of your book towers.

ANATOMY OF THE CARDS



ARTISAN CARD

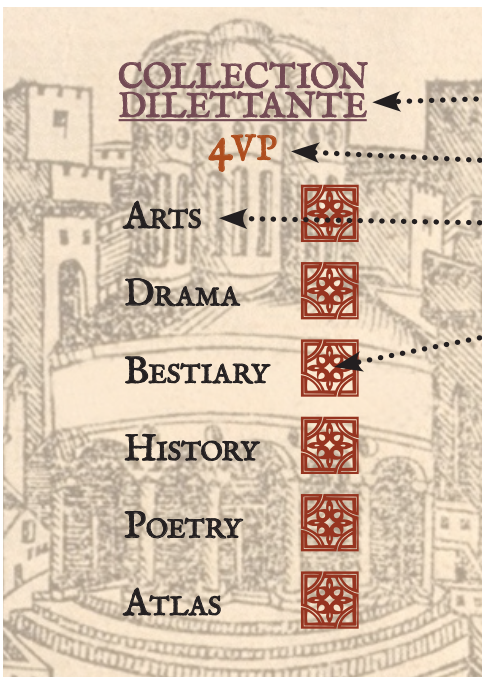
Amount the Librarian moves additionally after moving 3 spaces clockwise

Artisan type not playable this turn

Artisans able to be added to any one tower

Florin icon indicating amount Librarian is willing to pay for a finished book.

Florin values. When determining, turn over the next 2 Artisan cards from the draw deck. Place the second card to the right of the first and look at the florin value on the second card as indicated by the Florin icon at on the first card.



PRESTIGE COLLECTION CARD

Collection type

Prestige VP value

Type of books needed to complete the collection

Number of books needed for each type